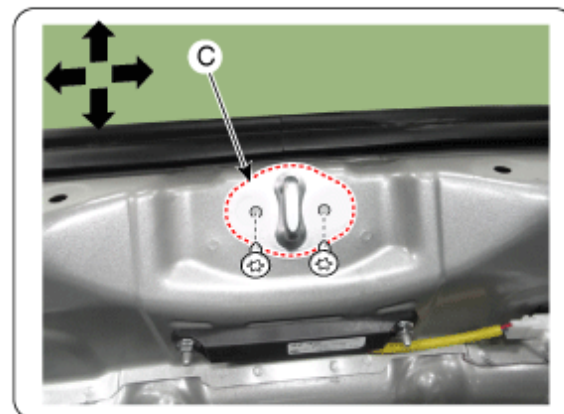
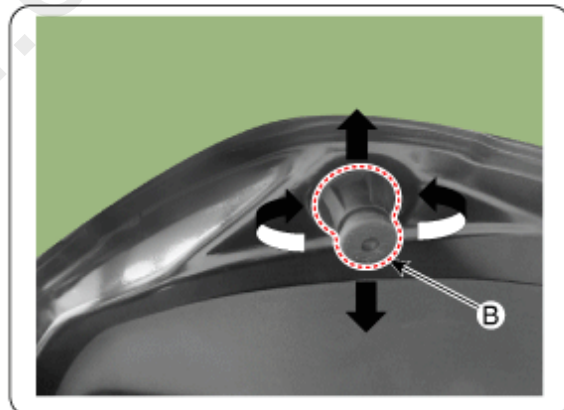



Please rate this document after reviewing at the bottom of this page.

## ADJUSTMENT

1. After loosening the tailgate hinge (A) mounting bolts, adjust the tailgate by moving it up and down, or right and left.
2. Adjust the tailgate height by turning the tailgate overslam bumpers (B).
3. After loosening the tailgate striker (C) mounting bolts, adjust the tailgate striker by moving it up and down, or right and left.



\* Thanks for your cooperation for the more quality. Please surely rate this document before closing.